

ENVIROWASH

The most effective and easy to clean system available

Envirowash offers the strongest and most straightforward system that will keep your site clean and operating. All Envirowash's are easily cleaned by an excavator complete with grading bucket or by use of a vacuum tanker.

Enviro Power Wash - the toughest available



Fully powered system. This totally self-sufficient unit is for the 'heavy duty sites' with serious sticky clay and muck. This system copes easily with large numbers of trucks, dumpers and other kit. Blasted by huge volume water jets washing the wheels/tyres, chassis and underside of vehicles without them stopping (with or without ramps).



Drive Thru - Water filled bath with rumble bars



No power required. This inexpensive but very efficient wash system is suited to quarries and sites that are not as dirty, the unit can be placed directly on top of roads etc. or alternatively can be dug-in so that no ramps are required. Easy clean system allows quick and safe cleaning of the unit with very little downtime. With extra rumble road sections if required.



Elevated Enviro Wash



For quick set-up and removal on short term contracts or sites that require the heavy duty wash but "no dig" for use on car parks, roads and surfaced areas. Recycles and re-circulates 100% of water separating the muck and debris in the lagoon area for easy removal and cleaning.



Optional short 10' ramp



Optional Bowser or Tank



Service, help & advice the Garic way



We give help and advice from knowledgeable staff to ensure you order the correct, most efficient and cost effective wash for your contracts throughout the UK. We deliver and commission each wash with our own fleet of vehicles fitted with large lorry mounted cranes, operated by skilled and experienced operators.



Tel: 0161 766 8808

www.garic.co.uk

Garic Ltd, Kingfisher Park, Aviation Road, Pilsworth, Bury, Lancashire. BL9 8GD

Fax (Sales) 0161 766 8809

E-mail: sales@garic.co.uk

ENVIROWASH

Wheelwash plans and sizes

- A firm level base is required for all wash models.
- All Envirowashes come fitted with ball cock for mains water connections if required.
- If you wish to let the drive thru bath into the ground you should excavate 13' x 36' (4m x 13m).



Elevated Enviro Power Wash
- No 'dig'



Recessed or buried Drive Thru

Everything is delivered by our own fleet of vehicles fitted with large lorry mounted cranes, operated by skilled and experienced operators.



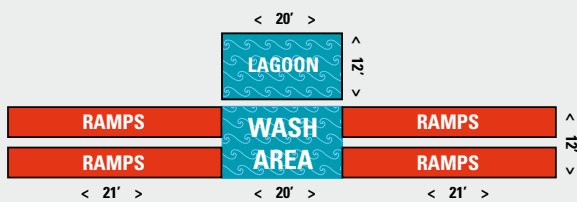
Delivery by skilled operators



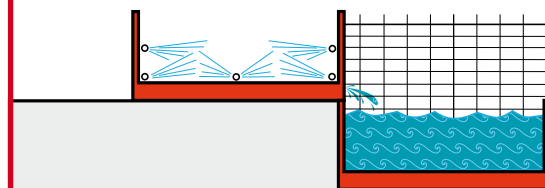
Jet wash Bowser also available

Installation Dimensions and Footprints

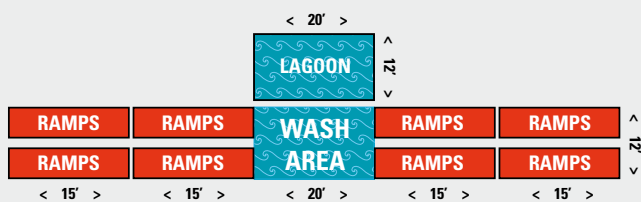
Envirowash



Envirowash - end view



Elevated Enviro wash



Drive Thru wash



Tel: 0161 766 8808

www.garic.co.uk